



**COURSE OVERVIEW FE0670-10D**  
**API 510: Pressure Vessel Inspector**  
*(API Exam Preparation Training)*

**Course Title**

API 510: Pressure Vessel Inspector (API Exam Preparation Training)

**Course Date/Venue**

October 06-17, 2024/Board Room 1, Elite Byblos Hotel Al Barsha, Sheikh Zayed Road, Dubai, UAE

**Exam Window/Venue**

January 03-24, 2025/Abu Dhabi, Dubai, Al-Khobar, Jeddah, Kuwait, Amman, Beirut, Cairo, Manama and Muscat. Participant has the option to attend at any of the above cities

**Exam Registration Closing Date**

October 25, 2024

**Course Duration/Credits**

Ten days (80 hours)/8.0 CEUs/80 PDHs

**Course Reference**

FE0670-10D



**Course Description**



***This practical and highly-interactive course includes practical sessions and exercises where participants carry out welding inspection. Theory learnt in the class will be applied using our state-of-the-art simulators.***



This course is designed to train individuals who are interested in obtaining the API 510 Pressure Vessel Inspector Certification, as well as those who are seeking a better understanding of ASME Section VIII and IX code requirements. Included with the course is a pre-study guide and student classroom workbook. The student receives instruction regarding how to take the test, as well as insight into the intricacies of "real world" situations. Daily tests are designed to gauge students' proficiency and understanding of the material.



The course covers head and shell calculations, hydrostatic test pressure calculations, reinforcement calculations, shell external pressure calculations, impact test requirements and determination, development and review of welding documentation and NDE requirement.

Haward Technology is proud of its **90% pass rate** on all our API sponsored courses.





## Course Objectives

Upon the successful completion of this course, each participant will be able to:-

- Get prepared for the next API 510 exam and have enough knowledge and skills to pass such exam in order to get the API 510 certification
- Apply and gain an in-depth knowledge on API 510 pressure vessel code: maintenance, inspection, rating, repair and alteration (API exam preparation training)
- Identify the service restrictions, joint efficiencies and radiography and discuss vessels under internal pressures like shell and head calculations
- Recognize maximum allowable working pressure and define hydrostatic head pressure and hydrostatic, pneumatic tests and test gauges
- Employ postweld heat treatment and identify UW-16 minimum requirements for attachment welds at openings
- Describe and identify the UCS66\_UG84 charpy impact
- Carryout material name plates data reports and apply corrosion calculations
- Discuss ASME section IX overview and write a welding procedure specification and welders qualification
- Review WPS's and PQR's, API 510 and define ASME section-V: NDE articles 1,2,6,7 and 23 (section SE-797 only)
- Analyze API 577 welding inspection and metallurgy, implement how part 0 works and damage mechanisms part 1 and 2
- Discuss API 572 pressure vessel inspection and API 576 pressure relieving devices
- Describe API 578 material verification program for new and existing alloy piping systems API recommended practice
- Apply repair of pressure equipment and piping in accordance with ASME PCC-2 standard
- Discuss the applicability and limitations of repair methods covered by ASME PCC-2 and choose the correct repair technique for given defects
- Employ cost-effective repairs and detailed repair methods and inspection techniques
- Inspect pressure vessels, rating, repair and alteration and apply remaining life calculation of pressure vessels
- Identify butt-welded insert plates in pressure components, weld overlay to repair internal thinning, welded leak box repair and full encirclement steel reinforcing sleeves for piping
- Recognize fillet welded patches, alternatives to post-weld heat treatment, in-service welding onto carbon steel pressure components or pipelines and weld build-up, weld overlay and clad restoration
- Carryout flange repair, mechanical clamp repair, inspection and repair of shell and tube heat exchangers and examination and testing
- Apply pressure and tightness testing of piping and equipment, pneumatic testing and non-destructive examination in lieu of pressure testing for repairs and alterations
- Discuss the relevance of ASME PCC-2 standard with API 510 and API 570 codes as well as implement proper documentation and records of repairs



**Who Should Attend**

This course prepares participants for the API 510 exam. It is designed for those involved in the maintenance, inspection, rating, repair and alteration of pressure vessel such as inspectors and inspection engineers. Other engineers, managers and technical staff who are dealing with pressure vessel will also benefit from this course.

**Exam Eligibility & Structure**

Exam Candidates shall have the following minimum pre-requisites:-

Education	Years of Experience	Experience Required
BS or higher in engineering or technology or 3+ years of military service in a technical role  (Dishonorable discharge disqualifies credit)	1 year	Supervision or performance of inspection activities as described in API 510
2-year Associate's degree or certificate in engineering or technology or 2 years of military service in a technical role  (Dishonorable discharge disqualifies credit)	2 years	Design, fabrication, repair, operation, or inspection of pressure vessels, of which one year <u>must</u> be in supervision or performance of inspection activities as described in API 510
High school diploma or equivalent	3 years	Design, fabrication, repair, operation, or inspection of pressure vessels, of which one year <u>must</u> be in supervision or performance of inspection activities as described in API 510
No formal education	5 or more years	Design, fabrication, repair, operation, or inspection of pressure vessels, of which one year <u>must</u> be in supervision or performance of inspection activities as described in API 510

**Required Codes & Standards**

Listed below are the effective editions of the publications required for this exam for the date(s) shown above. **Each participant must purchase these documents separately and have them available for use during the class as their cost is not included in the course fees:-**

- **API Standard 510**, *Pressure Vessel Inspection Code: In-service Inspection, Rating, Repair, and Alteration*, 11<sup>th</sup> Edition, October 2022, with Errata 1 (March 2023)
- **API Recommended Practice 571**, *Damage Mechanisms Affecting Fixed Equipment in the Refining Industry*, 3rd Edition, March 2020

**ATTENTION:** Only the following sections / mechanism from RP 571 are included on the exam:

Section 2 Terms and Definitions  
Par. 3.3 Amine Stress Corrosion Cracking





- 3.8 Atmospheric Corrosion
- 3.11 Brittle Fracture
- 3.14 Caustic Corrosion
- 3.15 Caustic Stress Corrosion Cracking
- 3.17 Chloride Stress Corrosion Cracking
- 3.20 Cooling Water Corrosion
- 3.22 Corrosion Under Insulation (CUI)
- 3.27 Erosion/Erosion-Corrosion
- 3.36 High-temperature Hydrogen Attack
- 3.37 Hydrochloric Acid Corrosion
- 3.43 Mechanical Fatigue (including Vibration-induced Fatigue)
- 3.58 Sour Water Corrosion (Acidic)
- 3.61 Sulfidation
- 3.67 Wet H<sub>2</sub>S Damage (Blistering/HIC/SOHIC/SCC)

- **API Recommended Practice 572**, *Inspection Practices for Pressure Vessels*, 5th Edition, **November 2023**
- **API Recommended Practice 576**, *Inspection of Pressure-Relieving Devices*, 4th Edition, **April 2017**
- **API Recommended Practice 577**, *Welding Processes, Inspection and Metallurgy*, 3rd Edition, **October 2020**
- **API Recommended Practice 578**, *Material Verification Program for New and Existing Assets*, 4th edition, **February 2023**
- **American Society of Mechanical Engineers (ASME)**, *Boiler and Pressure Vessel Code*, **2023 Edition**
  - i. **Section V**, *Nondestructive Examination, Articles 1, 2, 6, 7 and 23 (Section SE-797 only)*
  - ii. **Section VIII**, *Rules for Construction of Pressure Vessels, Division 1; Introduction (U), UG, UW, UCS, Appendices 1-4, 6, 8 and 12*
  - iii. **Section IX**, *Qualification Standard for Welding, Brazing and Fusing Procedures; Welders; Brazers; and Welding, Brazing and Fusing Operators, (Welding only)*
- **American Society of Mechanical Engineers (ASME) PCC-2**, *Repair of Pressure Equipment and Piping*, **2022**

**ATTENTION:** The Examination will cover each referenced Article and its Appendices

- Article 101: Scope, Organization, and Intent
- Article 201: Butt-Welded Insert Plates in Pressure Components
- Article 202: External Weld Buildup to Repair Internal Thinning
- Article 209: Alternatives to Postweld Heat Treatment
- Article 210: In-Service Welding Onto Carbon Steel Pressure Components or Pipelines
- Article 211: Weld Buildup, Weld Overlay, and Clad Restoration
- Article 212: Fillet Welded Patches
- Article 215: Repair Welding Considerations for Cr-Mo Steel Pressure Vessels
- Article 216: Welded Hot Taps in Pressure Equipment or Pipelines
- Article 304: Flaw Excavation and Weld Repair
- Article 305: Flange Repair and Conversion
- Article 312: Inspection and Repair of Shell and Tube Heat Exchangers
- Article 501: Pressure and Tightness of Piping and Equipment
- Article 502: Nondestructive Examination in Lieu of Pressure Testing for Repairs and Alternations

**Note:** API and ASME publications are copyrighted material. Photocopies of API and ASME publications are not permitted.



**API Certificate(s)**

API-510 certificate will be issued to participants who have successfully passed the API-510 examination.




- (2) Official Transcript of Records will be provided to the successful delegates with the equivalent number of ANSI/IACET accredited Continuing Education Units (CEUs) earned during the course.



### **Certificate Accreditations**

Certificates are accredited by the following international accreditation organizations: -

- 

The International Accreditors for Continuing Education and Training (IACET - USA)

Haward Technology is an Authorized Training Provider by the International Accreditors for Continuing Education and Training (IACET), 2201 Cooperative Way, Suite 600, Herndon, VA 20171, USA. In obtaining this authority, Haward Technology has demonstrated that it complies with the **ANSI/IACET 2018-1 Standard** which is widely recognized as the standard of good practice internationally. As a result of our Authorized Provider membership status, Haward Technology is authorized to offer IACET CEUs for its programs that qualify under the **ANSI/IACET 2018-1 Standard**.

Haward Technology's courses meet the professional certification and continuing education requirements for participants seeking **Continuing Education Units (CEUs)** in accordance with the rules & regulations of the International Accreditors for Continuing Education & Training (IACET). IACET is an international authority that evaluates programs according to strict, research-based criteria and guidelines. The CEU is an internationally accepted uniform unit of measurement in qualified courses of continuing education.

Haward Technology Middle East will award **8.0 CEUs** (Continuing Education Units) or **80 PDHs** (Professional Development Hours) for participants who completed the total tuition hours of this program. One CEU is equivalent to ten Professional Development Hours (PDHs) or ten contact hours of the participation in and completion of Haward Technology programs. A permanent record of a participant's involvement and awarding of CEU will be maintained by Haward Technology. Haward Technology will provide a copy of the participant's CEU and PDH Transcript of Records upon request.

- 

British Accreditation Council (BAC)

Haward Technology is accredited by the **British Accreditation Council for Independent Further and Higher Education** as an **International Centre**. BAC is the British accrediting body responsible for setting standards within independent further and higher education sector in the UK and overseas. As a BAC-accredited international centre, Haward Technology meets all of the international higher education criteria and standards set by BAC.

### **Course Fee**


**US\$ 8,500** per Delegate + **VAT**. This rate includes Participants Pack (Folder, Manual, Hand-outs, etc.), buffet lunch, coffee/tea on arrival, morning & afternoon of each day.

### **Exam Fees**

**US\$ 1,410** per Delegate + **VAT**.

**Course Instructor(s)**

This course will be conducted by the following instructor(s). However, we have the right to change the course instructor(s) prior to the course date and inform participants accordingly:



**Mr. Danny Gul** is a **Senior Inspection and Integrity Engineer** with extensive years of experience within the **Oil & Gas, Petrochemical, Process and Nuclear Industries** and provides **inspection, training, and consultancy in various areas**. His wide expertise lies extensively in the areas of **Risk Based Inspection and assessment (API 580), RBI Methodology (API 581), Fitness-for-Service (FFS) Assessment (API 579), Atmospheric & Low Pressure Storage Tank Inspection, reconstruction, alteration & Repair API 653, Welded Tanks for Oil Storage (API 650), Atmospheric & Low Pressure storage tank Inspection practices (API RP**

**575), Pressure Vessel Inspection Code: In-Service Inspection, Rating, Repair, and Alteration (API 510), Piping Inspection Code: In-service Inspection, Rating, Repair, and Alteration of Piping (API 570), Inspection Practices for Piping System Components (API 574), Inspection of Pressure-relieving Devices (API 576), Welding Processes, Inspection, and Metallurgy (API 577), Damage Mechanisms Affecting Fixed Equipment in the Refining Industry (API 571), Guidelines for a Material Verification Program (API 578), American Society of Mechanical Engineers (ASME), Boiler and Pressure Vessel Code Section V, Nondestructive Examination, ASME Section IX, Welding, Brazing and Fusing, ASME B16.5, Pipe Flanges and Flanged Fittings, ASME B31.3, Process Piping, Inspection Practices for Pressure Vessels (API 572), ASME Section VIII, Rules for Construction of Pressure Vessels, Division 1 and Division 2, American Society of Mechanical Engineers (ASME) PCC-2, Repair of Pressure Equipment and Piping, API Recommended Practice 651, Cathodic Protection of Aboveground Petroleum Storage Tanks, API Recommended Practice 652, Lining of Aboveground Petroleum Storage Tank Bottoms, inspection of Fired Boilers and Heaters (API 573), Welding Guidelines for the Chemical, Oil, and Gas Industries (API 582), Corrosion Under Insulation and Fireproofing (API 583), Integrity Operating Windows (API 584), Design and Construction of Large, Welded, Low-Pressure Storage Tanks (API 620), Aboveground Storage Tank Caulking or Sealing the Bottom Edge, Projection to the Foundation (API 654), Venting Atmospheric and Low-Pressure Storage Tanks (API 2000), Valve Inspection and Testing (API 598), Std 1104 Welding of Pipelines and Related Facilities, RP 1169 Pipeline Construction Inspection, ASME BPVC Section II Materials, ASME PCC-1 Pressure Boundary Bolted Flange Joint Assembly, ASME PCC-3 Inspection Planning Using Risk-Based Methods, ASME B31.4 Pipeline Transportation Systems for Liquids and Slurries, ASME B31.8 Gas Transmission and Distribution Piping Systems, ASME B16.47 large-diameter-steel-flanged, Fabrication & Site Inspection, Site Erection Quality Control, Welding & Non-Destructive Testing (NDE), Hydro & Pneumatic Testing, Failure Mode & Effect Analysis (FMEA), Process Hazard Analysis (PHA), Human Factor Analysis, Hazard & Operability (HAZOP) Analysis, Layer of Protection Analysis (LOPA), QRA (Quantitative Risk Analysis), SIL (Safety Integrity Level) Evaluation, FTA (Fault Tree Analysis), ETA (Event Tree Analysis)**

During his Career Life, Mr. Gul has gained his practical and field experience through various significant positions and dedication as the **Head QA/QC, Inspection Specialist, Project Control Coordinator, Process Safety & Integrity Technical Expert, Nuclear Material & Equipment Inspector, Freelance API 653/580/571, EN ISO 9712 UT Level II and RT Level II complies with Pressure Equipment Directive (PED) 2014/68/EU Authorized Inspector/Consultant/Trainer** To provide **Supervision, Consultancy, Inspection, And Trainings** for numerous international and national companies like SLB (Previously known as Schlumberger), Assystem, American Petroleum Institute, TUV Nord, BOTAS Petroleum Pipeline Corporation (BOTAS), Abu Dhabi National Oil Company (ADNOC), QATAR GAS, BIL (BOTAS International Limited).

Mr. Gul has a **Bachelor's degree in Mechanical Engineering** from the **Istanbul Technical University, Turkey**. Further, he is a **Certified Instructor/Trainer, a Certified API 653 Aboveground Storage Tank Inspector, a Certified API 580 Risk Based Inspector a Certified API 571 Corrosion & Materials Inspector, a certified EN ISO 9712 UT and RT Level II complies with Pressure Equipment Directive (PED) 2014/68/EU.** He has further delivered numerous trainings, courses, seminars, conferences & workshops internationally.

**Training Methodology**

All our Courses are including **Hands-on Practical Sessions** using equipment, State-of-the-Art Simulators, Drawings, Case Studies, Videos and Exercises. The courses include the following training methodologies as a percentage of the total tuition hours:-

- 30% Lectures
- 20% Practical Workshops & Work Presentations
- 30% Hands-on Practical Exercises & Case Studies
- 20% Simulators (Hardware & Software) & Videos

In an unlikely event, the course instructor may modify the above training methodology before or during the course for technical reasons.

**Accommodation**

Accommodation is not included in the course fees. However, any accommodation required can be arranged at the time of booking.

**Course Program**

The following program is planned for this course. However, the course instructor(s) may modify this program before or during the course for technical reasons with no prior notice to participants. Nevertheless, the course objectives will always be met:

**Day 1: Sunday, 06<sup>th</sup> of October 2024**

0730 – 0800	Registration & Coffee
0800 – 0810	Welcome & Introduction
0810 – 0825	<b>PRE-TEST</b>
0825 – 0900	<b>Course Overview – API 510 Body of Knowledge Requirements Exam Portal Overview</b>
0900 – 1000	<b>Service Restrictions - Joint Efficiencies - Radiography</b> UW-3 Weld Categories • UW-51 RT Examination of Welded Joints • UW-52 Spot Examination of Welded Joints
1000 – 1015	Break
1015 – 1230	<b>Service Restrictions - Joint Efficiencies - Radiography (cont'd)</b> UW-11 RT & UT Examinations • UW-12 Maximum Allowable Joint Efficiencies • Exercises UW 3, 11 & 12
1230 – 1330	Lunch
1330 – 1515	<b>Vessels Under Internal Pressure – Shell &amp; Head Calculations</b> UG-27 Thickness of Shells under Internal Pressure
1515 – 1530	Break
1530 – 1650	<b>Vessels Under Internal Pressure – Shell &amp; Head Calculations (cont'd)</b> UG-32 Formulas & Rules for Using Formed Heads
1650 – 1700	<b>Recap</b>
1700	End of Day One

**Day 2: Monday, 07<sup>th</sup> of October 2024**

0730 – 0830	Review of Day 1
0830 – 1000	Exercise with Review
1000 – 1015	Break
1015 – 1230	<b>Maximum Allowable Working Pressure</b> UG-98 Maximum Allowable Working Pressure
1230 – 1330	Lunch





1330 – 1515	<b>Hydrostatic Head Pressure</b> Hydrostatic Head Calculations
1515 – 1530	Break
1530 – 1620	<b>Hydrostatic – Pneumatic Tests</b> UG-99 Hydrostatic Test Pressure & Procedure • UG-100 Pneumatic Test Pressure & Procedure • UG-102 Test Gages
1620 – 1650	<b>Quiz 1</b>
1650 – 1700	<b>Recap</b>
1700	End of Day Two

**Day 3: Tuesday, 08<sup>th</sup> of October 2024**

0730 – 0830	<b>Review of Day 2</b>
0830 – 1000	<b>Exercise with Review</b>
1000 – 1015	Break
1015 – 1230	<b>Postweld Heat Treatment</b>
1230 – 1330	Lunch
1330 – 1515	<b>Cylinder under External Pressure</b> UG-28 Thickness of Shells & Tubes (External Pressure)
1515 – 1530	Break
1530 – 1650	<b>Charpy Impact Testing</b> UCS-66 Materials • UCS-67 Impact Testing of Welding Procedures • UCS-68 Design • UG-84 Charpy Impact Test Requirements
1650 – 1700	<b>Recap</b>
1700	End of Day Three

**Day 4: Wednesday, 09<sup>th</sup> of October 2024**

0730 – 0830	<b>Review of Day 3</b>
0830 – 1000	<b>Exercise with Review</b>
1000 – 1015	Break
1015 – 1230	<b>Fillet Welds &amp; Reinforcement</b> UW-16 Weld Size Determination • UG-36 Openings in Vessels • UG-37 Reinforcement of Openings • UG-40 Limits of Reinforcement
1230 – 1330	Lunch
1330 – 1515	<b>Materials Name Plates Data Reports</b> UG-77 Material Identification • UG-93 Inspection of Materials • UG-116 Name Plate Markings
1515 – 1530	Break
1530 – 1620	<b>Materials Name Plates Data Reports (cont'd)</b> UG-119 Name Plates • UG-120 Data Reports
1620 – 1650	<b>Quiz 2</b>
1650 – 1700	<b>Recap</b>
1700	End of Day Four

**Day 5: Thursday, 10<sup>th</sup> of October 2024**

0730 – 0830	<b>Review of Day 4</b>
0830 – 1000	<b>Exercise with Review</b>
1000 – 1015	Break
1015 – 1230	<b>Corrosion Calculations</b> Inspection Interval • Corrosion Rate & Remaining Life • Long & Short Term Corrosion Rates
1230 – 1330	Lunch





1330 – 1515	<b>ASME Section-IX Overview</b> <i>Article I General Requirements • Article II Welding Procedure Qualifications</i>
1515 – 1530	<i>Break</i>
1530 – 1650	<b>ASME Section-IX Overview (cont'd)</b> <i>Article III Welding Performance Qualifications • Article IV Welding Data</i>
1650 – 1700	<b>Recap</b>
1700	<i>End of Day Five</i>

**Day 6: Sunday, 13<sup>th</sup> of October 2024**

0730 – 0830	<b>Review of Day 5</b>
0830 – 1000	<b>Exercise with Review</b>
1000 – 1015	<i>Break</i>
1015 – 1230	<b>Writing a Welding Procedure Specification</b> <i>Welding Procedures by Essential Variables</i>
1230 – 1330	<i>Lunch</i>
1330 – 1515	<b>Welder's Qualification</b> <i>Welder Testing &amp; Qualification</i>
1515 – 1530	<i>Break</i>
1530 – 1620	<b>Welder's Qualification (cont'd)</b>
1620 – 1650	<b>Quiz 3</b>
1650 – 1700	<b>Recap</b>
1700	<i>End of Day Six</i>

**Day 7: Monday, 14<sup>th</sup> of October 2024**

0730 – 0830	<b>Review of Day 6</b>
0830 – 1000	<b>Exercise with Review</b>
1000 – 1015	<i>Break</i>
1015 – 1230	<b>Review of WPS's &amp; PQR's</b> <i>Practice WPS/PQR reviews</i>
1230 – 1330	<i>Lunch</i>
1330 – 1515	<b>ASME Section-V: NDE</b> <i>Article 1 General Requirements • Article 2 Radiographic Testing</i> <b>Appendix 4 - Section VIII Rounded Indications • Article 23 SE-797 Standard Practice for Measuring Thickness by the Pulse-Echo Contact Method • Appendix 12 - Section VIII Ultrasonic Acceptance Criteria</b>
1515 – 1530	<i>Break</i>
1530 – 1650	<b>ASME Section-V: NDE (cont'd)</b> <i>Article 6 - Penetrant Testing • Appendix 8 - Section VIII Methods for Liquid Penetrant Exam • Article 7 - Magnetic Particle Examination • Appendix 6 - Section VIII Magnetic Particle Examination</i>
1650 – 1700	<b>Recap</b>
1700	<i>End of Day Seven</i>

**Day 8: Tuesday, 15<sup>th</sup> of October 2024**

0730 – 0830	<b>Review of Day 7</b>
0830 – 1000	<b>Exercise with Review</b>
1000 – 1015	<i>Break</i>
1015 – 1130	<b>API RP 577 Welding Inspection &amp; Metallurgy</b> <i>Definitions • Welding Inspection • Welding Processes • Welding Procedure • Welding Materials</i>





1130 - 1230	<b>API RP 577 Welding inspection &amp; Metallurgy (cont'd)</b> Welder Qualification • Non-Destructive Examination • Metallurgy • Refinery & Petrochemical Welding Issues • Terminology & Symbols
1230 - 1330	Lunch
1330 - 1430	<b>API RP 577 Welding inspection &amp; Metallurgy (cont'd)</b> Actions to Address Improperly Made Production Welds • Welding Procedure Review • Guide to Common Filler Metals • Example Report of RT Results
1430 - 1515	<b>Part 0 How does it Work?</b>
1515 - 1530	Break
1530 - 1620	<b>API 571: Damage Mechanisms Part 1</b> Temper Embrittlement • Brittle Fracture • Thermal Fatigue • Erosion/Erosion-Corrosion • Mechanical Failure • Atmospheric Corrosion • Corrosion Under Insulation (CUI) • Cooling Water Corrosion • Boiler Water Condensate Corrosion • Sulfidation
1620 - 1650	<b>Quiz 4</b>
1650 - 1700	<b>Recap</b>
1700	End of Day Eight

**Day 9: Wednesday, 16<sup>th</sup> of October 2024**

0730 - 0830	<b>Review of Day 8</b>
0830 - 1000	<b>Exercise with Review</b>
1000 - 1015	Break
1015 - 1100	<b>API 571: Damage Mechanisms Part 1 (cont'd)</b> Chloride Stress Corrosion Cracking (Cl-SCC) • Corrosion Fatigue • Caustic Stress Corrosion Cracking (Caustic Embrittlement) • Wet H2S Damage (Blistering/HIC/SOHIC/SCC) • High Temperature Hydrogen Attack (HTHA)
1100 - 1145	<b>API 571: Damage Mechanisms Part 2</b> Temper Embrittlement • Brittle Fracture • Thermal Fatigue • Erosion/Erosion-Corrosion • Mechanical Failure • Atmospheric Corrosion • Corrosion Under Insulation (CUI) • Cooling Water Corrosion
1145 - 1230	<b>API 571: Damage Mechanisms Part 2 (cont'd)</b> Boiler Water Condensate Corrosion • Sulfidation • Chloride Stress Corrosion Cracking (Cl-SCC) • Corrosion Fatigue • Caustic Stress Corrosion Cracking (Caustic Embrittlement) • Wet H2S Damage (Blistering/HIC/SOHIC/SCC) • High Temperature Hydrogen Attack (HTHA)
1230 - 1330	Lunch
1330 - 1430	<b>Overview - API 510 Inspections of Pressure Vessels</b> Scope • Organization • Types & Definitions of Maintenance Inspections • Welding on Pressure Vessels • Repairs & Alterations <b>Overview - API 576 Pressure Relieving Devices</b> • Scope • Types of Pressure Relieving Devices • Applications • Limitations
1430 - 1515	<b>Overview - API 572 Inspection of Pressure Vessels</b> Scope • Reasons for Inspection • Causes of Deterioration • Methods of Repairs • Inspection Records & Report
1515 - 1530	Break
1530 - 1620	<b>API 578: Material Verification Program for New &amp; Existing Alloy Piping Systems API Recommended Practice</b>
1620 - 1650	<b>Quiz 5</b>
1650 - 1700	<b>Recap</b>
1700	End of Day Nine





**Day 10: Thursday, 17<sup>th</sup> of October 2024**

0730 – 0830	<i>Review of Day 9</i>
0830 – 1000	<b>ASME PCC-2: Repair of Pressure Equipment &amp; Piping</b> <i>Scope, Organization &amp; Intent • Applicability &amp; Limitations of Repair Methods Covered by ASME PCC-2 • Choosing Correct Repair Technique for Given Defects • Cost-effective Repairs</i>
1000 – 1015	<i>Break</i>
1015 – 1130	<b>ASME PCC-2: Repair of Pressure Equipment &amp; Piping (cont'd)</b> <i>Detailed Repair Methods &amp; Inspection Techniques • Inspection of Pressure Vessels, Rating, Repair &amp; Alteration • Remaining Life Calculation of Pressure Vessels</i>
1130 - 1230	<b>ASME PCC-2: Welded Repairs</b> <i>Butt-Welded Insert Plates in Pressure Components • Weld Overlay to Repair Internal Thinning • Welded Leak Box Repair • Full Encirclement Steel Reinforcing Sleeves for Piping • Fillet Welded Patches • Alternatives to Post-Weld Heat Treatment • In-Service Welding onto Carbon Steel Pressure Components or Pipelines • Weld Build-up, Weld Overlay &amp; Clad Restoration</i>
1230 – 1300	<i>Lunch</i>
1300 - 1330	<b>ASME PCC-2: Mechanical Repairs (Non-Welding Repairs)</b> <i>Flange Repair • Mechanical Clamp Repair • Inspection &amp; Repair of Shell &amp; Tube Heat Exchangers • Examination &amp; Testing</i>
1330 - 1515	<b>ASME PCC-2: Mechanical Repairs (Non-Welding Repairs) (cont'd)</b> <i>Pressure &amp; Tightness Testing of Piping &amp; Equipment • Pneumatic Testing- Do's &amp; Don'ts • Non-destructive Examination in Lieu of Pressure Testing for Repairs &amp; Alterations • Relevance of ASME PCC-2 Standard with API 510 &amp; API 570 Codes • Documentation &amp; Records of Repairs</i>
1515 – 1530	<i>Break</i>
1530 - 1615	<b>General Course Material Review &amp; Discussion</b>
1615 - 1630	<b>POST-TEST</b>
1630 – 1645	<b>Course Conclusion</b>
1645 – 1700	<i>Presentation of Course Certificates</i>
1700	<i>End of Course</i>

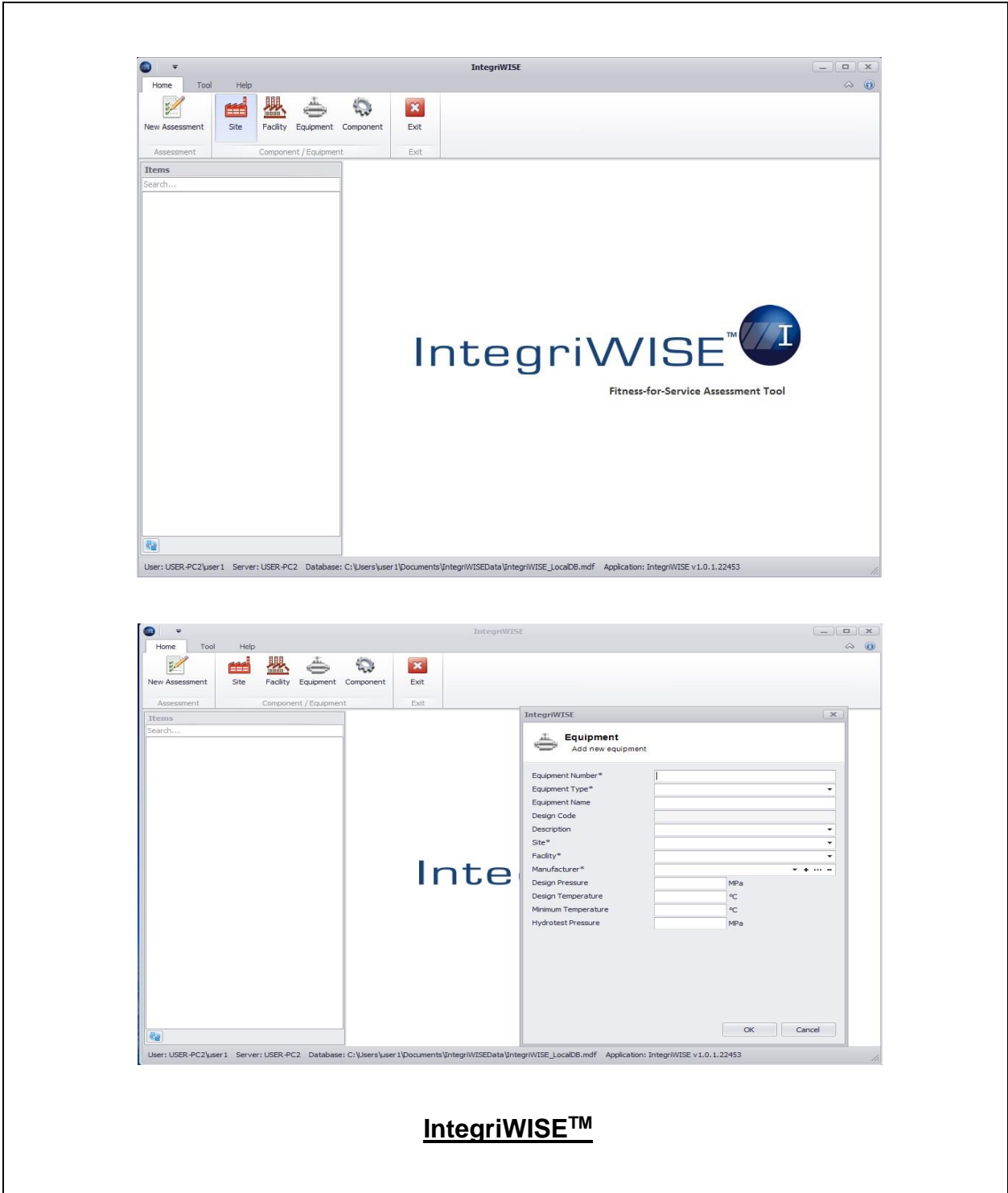
**MOCK Exam**

Upon the completion of the course, participants have to sit for a MOCK Examination similar to the exam of the Certification Body through Haward's Portal. Each Participant will be given a username and password to log in Haward's Portal for the Mock exam during the 30 days following the course completion. Each participant has only one trial for the MOCK exam within this 30-day examination window. Hence, you have to prepare yourself very well before starting your MOCK exam as this exam is a simulation to the one of the Certification Body.

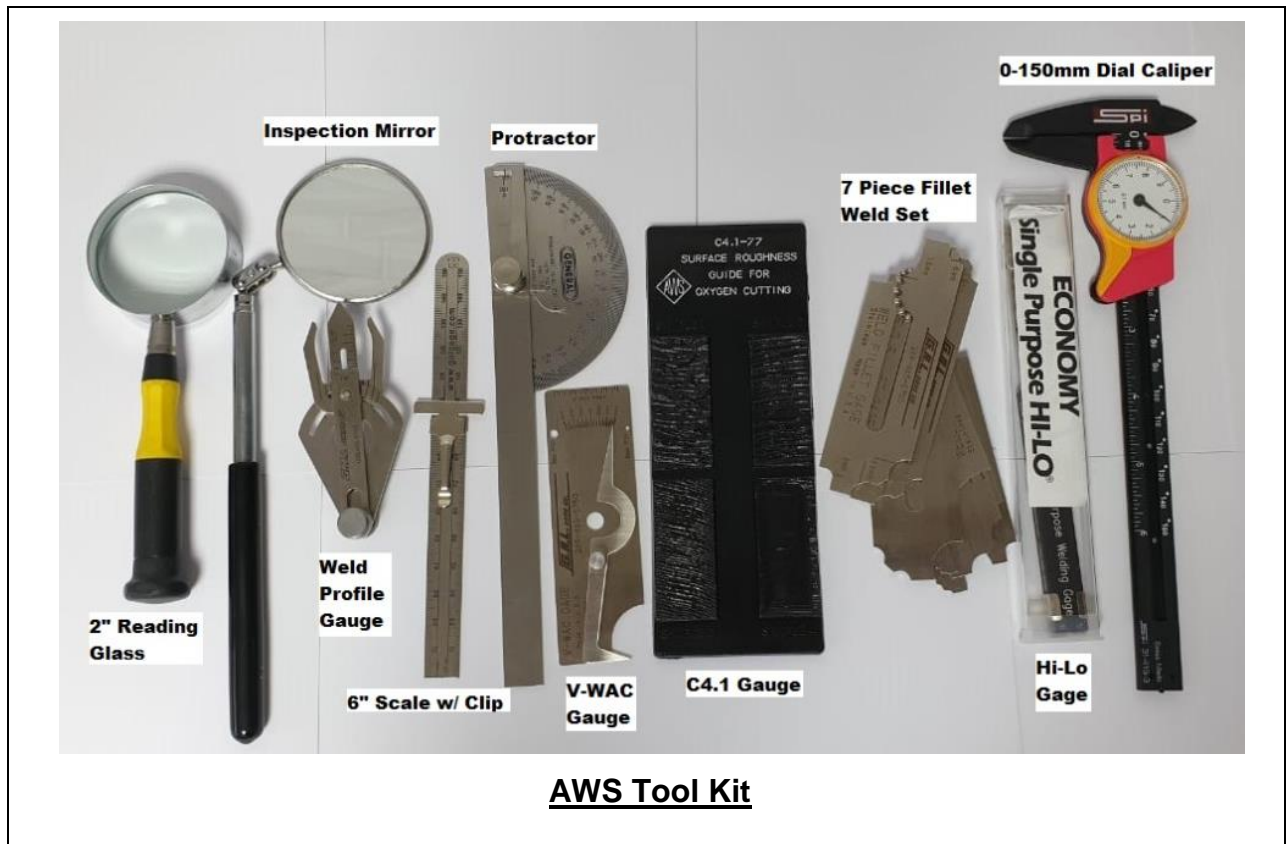


**Practical Sessions**

Practical sessions will be organized during the course for delegates to practice the theory learnt. Delegates will be provided with an opportunity to carryout welding inspection using the “IntegriWISE™” simulator, “American Welding Society (AWS) Tool Kit” and “Structural Weld Replica Kit”, suitable for classroom training.



**IntegriWISE™**



**Course Coordinator**

Mari Nakintu, Tel: +971 2 30 91 714, Email: [mari1@haward.org](mailto:mari1@haward.org)