

COURSE OVERVIEW HE0636
Certified Lifting Supervisor

Course Title

Certified Lifting Supervisor

Course Date/Venue


November 03-07, 2024/Club B Meeting Room, Ramada Plaza by Wyndham Istanbul City Center, Istanbul, Turkey

Course Reference

HE0636

Course Duration/Credits

Five days/3.0 CEUs/30 PDHs



Course Description



This practical and highly-interactive course includes practical sessions and demonstration for inspection and operations of crane equipment. Theory learnt in the class will be applied using crane and various lifting equipment through hands-on practical sessions.



Crane accidents cause workplace injuries to crane operators, workers on the job site, and even the people nearby. Majority of crane accidents are caused by human errors, which may result in safety risk and uncontrollable downtime of the cranes. The accidents can be minimized or prevented through proper training and crane usage.



Periodic crane inspection is very vital program to the crane owners for the safe working of the crane and to increase productivity. The effective crane inspection program will increase productivity by reducing downtime due to unexpected breakdown, reduce insurance cost, and assist in quick acceptance by major construction sites and associations and major contractors.

This course will promote safety and health of persons in the workplace and of the public, comply with occupational health and safety legislations, limit the potential damage to property, reduce or eliminate risk associated with the crane operations, determine the condition of the crane parts, detect potential failures at early stages, reduce the risk of injury by potential failure and increase the crane life. The course ensures that the crane is in a safe condition and it can continue to be used for a specified period into the future.

Further, the course will discuss crane safety management system, crane selection, operational procedures and practices, crane inspection and operations and performance monitoring tools.

Course Objectives

Upon the successful completion of this course, each participant will be able to: -

- Get certified as a “*Certified Lifting Supervisor*” and apply professional techniques in crane inspection and operations
- Carryout the planning, the selection of cranes and the inspection of the personnel and lifting equipment necessary for the management of lifting operations to the required standard as defined in BS7121 Code of Practice Part 1 (General) and Part 3 2000
- Practice the correct method of handling, using and storing lifting tackle and the legal requirements applicable to the operation, maintenance, inspection and identification of cranes and lifting equipment
- Use the safe setting up of the crane and its equipment for the lifting operation and identify the purpose and capacity of lifting tackle in general use for lifting
- Define the terminology used to identify crane component parts and describe the procedure for site preparation by checking the ground condition and bearing surface and understand the function of outrigger blocking and bearing mats
- Use the load charts in crane inspection and operation including its strength and stability and demonstrate how to set-up and assemble cranes and employ boom inspection and repair
- Use crane log books, crane cab control, crane brakes and operational aids and implement the applicable safety measures when traveling with loads

Who Should Attend

This course provides an overview of all significant aspects and considerations of crane inspection and operations for person who wish to be trained and appointed as a Lifting Supervisor for lifting operation using any crane (i.e. tower, mobile and gantry cranes including lorry loader with articulate arm). The course is suitable for personnel responsible for the operation, inspection or maintenance of cranes. It combines classroom instruction with practical field exercises. Emphasis is placed on the importance of safety within the industry.

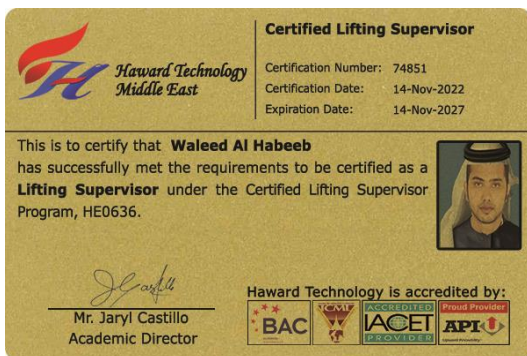
Course Certificate(s)

- (1) Internationally recognized Wall Competency Certificates and Plastic Wallet Card Certificates will be issued to participants who completed a minimum of 80% of the total tuition hours and successfully passed the exam at the end of the course. Successful candidate will be certified as a “*Certified Lifting Supervisor*”. Certificates are valid for 5 years.

Recertification is FOC for a Lifetime.

Sample of Certificates

The following are samples of the certificates that will be awarded to course participants:-



- (2) Official Transcript of Records will be provided to the successful delegates with the equivalent number of ANSI/IACET accredited Continuing Education Units (CEUs) earned during the course.

* Haward Technology * CEUs * Haward Technology * CEUs * Haward Technology * CEUs * Haward Technology *



Haward Technology Middle East

Continuing Professional Development (HTME-CPD)

CEUs

CEU Official Transcript of Records

TOR Issuance Date: 14-Nov-22

HTME No. 74851

Participant Name: Waleed Al Habeeb

Program Ref.	Program Title	Program Date	No. of Contact Hours	CEU's
HE0636	Certified Lifting Supervisor	November 10-14, 2022	30	3.0

Total No. of CEU's Earned as of TOR Issuance Date **3.0**

TRUE COPY



Jaryl Castillo
Academic Director

Haward Technology has been approved as an Authorized Provider by the International Association for Continuing Education and Training (IACET), 2201 Cooperative Way, Suite 600, Herndon, VA 20171, USA. In obtaining this approval, Haward Technology has demonstrated that it complies with the ANSI/IACET 1-2013 Standard which is widely recognized as the standard of good practice internationally. As a result of their Authorized Provider membership status, Haward Technology is authorized to offer IACET CEUs for programs that qualify under the ANSI/IACET 1-2013 Standard.

Haward Technology's courses meet the professional certification and continuing education requirements for participants seeking Continuing Education Units (CEUs) in accordance with the rules & regulations of the International Association for Continuing Education & Training (IACET). IACET is an international authority that evaluates programs according to strict, research-based criteria and guidelines. The CEU is an internationally accepted uniform unit of measurement in qualified courses of continuing education.

Haward Technology is accredited by











P.O. Box 26070, Abu Dhabi, United Arab Emirates | Tel.: +971 2 3091 714 | E-mail: info@haward.org | Website: www.haward.org

* Haward Technology * CEUs * Haward Technology * CEUs * Haward Technology * CEUs * Haward Technology *

Certificate Accreditations


Certificates are accredited by the following international accreditation organizations: -

- 
The International Accreditors for Continuing Education and Training (IACET - USA)

Haward Technology is an Authorized Training Provider by the International Accreditors for Continuing Education and Training (IACET), 2201 Cooperative Way, Suite 600, Herndon, VA 20171, USA. In obtaining this authority, Haward Technology has demonstrated that it complies with the **ANSI/IACET 2018-1 Standard** which is widely recognized as the standard of good practice internationally. As a result of our Authorized Provider membership status, Haward Technology is authorized to offer IACET CEUs for its programs that qualify under the **ANSI/IACET 2018-1 Standard**.

Haward Technology's courses meet the professional certification and continuing education requirements for participants seeking **Continuing Education Units (CEUs)** in accordance with the rules & regulations of the International Accreditors for Continuing Education & Training (IACET). IACET is an international authority that evaluates programs according to strict, research-based criteria and guidelines. The CEU is an internationally accepted uniform unit of measurement in qualified courses of continuing education.

Haward Technology Middle East will award **3.0 CEUs** (Continuing Education Units) or **30 PDHs** (Professional Development Hours) for participants who completed the total tuition hours of this program. One CEU is equivalent to ten Professional Development Hours (PDHs) or ten contact hours of the participation in and completion of Haward Technology programs. A permanent record of a participant's involvement and awarding of CEU will be maintained by Haward Technology. Haward Technology will provide a copy of the participant's CEU and PDH Transcript of Records upon request.

- 
British Accreditation Council (BAC)

Haward Technology is accredited by the **British Accreditation Council** for **Independent Further and Higher Education** as an **International Centre**. BAC is the British accrediting body responsible for setting standards within independent further and higher education sector in the UK and overseas. As a BAC-accredited international centre, Haward Technology meets all of the international higher education criteria and standards set by BAC.

Training Methodology

All our Courses are including **Hands-on Practical Sessions** using equipment, State-of-the-Art Simulators, Drawings, Case Studies, Videos and Exercises. The courses include the following training methodologies as a percentage of the total tuition hours:-

- 30% Lectures
- 20% Practical Workshops & Work Presentations
- 30% Hands-on Practical Exercises & Case Studies
- 20% Simulators (Hardware & Software) & Videos

In an unlikely event, the course instructor may modify the above training methodology before or during the course for technical reasons.

Course Instructor(s)

This course will be conducted by the following instructor(s). However, we have the right to change the course instructor(s) prior to the course date and inform participants accordingly:



Mr. Raymond Tegman is an **International Expert** in **Lifting & Rigging Operations** with extensive experience within the **Oil & Gas, Petrochemical** and **Refinery** industries. His broad expertise widely covers in the areas of **Forklift Inspection, Forklift Operations, MEWP Operations, Safe Rigging & Lifting Tools, Scaffolding Inspection, Lifting & Slings, Crane Inspection, Lifting & Rigging, Manlift Safety Operations, Scissor Lift Operations, Mobile & Overhead Crane, Electrical Overhead Travel Crane (EOT), Safe Crane Operations, Crane Inspection & Operations, Certified Crane Lift Supervisor, Rigging, Crane Inspection & Operations, Overhead Cranes Operation, Inspection & Maintenance, Safety Rules, Machinery & Hydraulic Lifting Equipment, Handling Hazardous Chemicals, Spill Containment, Fire Protection, Fire Precautions, Incidents & Accidents Reporting, HSEQ Audits & Inspection, HSEQ Procedures, Environmental Awareness, Waste Management Monitoring, Emergency Planning, Emergency Management, Working at Heights, Root Cause Analysis, HSE Rules & Regulations, Process Safety Management (PSM), Process Hazard Analysis (PHA), Techniques, HAZOP, HSE Risk, Pre-Start-up Safety Reviews, HSE Risk Identification, Assessments & Audit, HSE Risk Assessment & Management Concepts, HSE Management Policy & Standards, HSE Emergency Response & Crisis Management Operations, Confined Space Entry, Quantitative Risk Assessment (QRA), Hazardous Materials & Chemicals Handling, Safety Precaution & Response Action Plan, Hazard & Risk Assessment, Task Risk Assessment (TRA), Incident Command, Accident & Incident Investigation, Emergency Response Procedures, Job Safety Analysis (JSA), Behavioural Based Safety (BBS), Fall Protection, Work Permit & First Aid, Lock-out/Tag-out (LOTO), Emergency Response, Construction Supervision, Scaffolding Inspection, HAZCHEM, Manual Material Handling, Road Traffic Supervision, ISO 9001 and OHSAS 18001.**

During his career life, Mr. Tegman has gained his practical and field experience through his various significant positions and dedication as the **Operations Manager, Safety & Maintenance Manager, Safety Manager, Road/Traffic Supervisor, Crane Supervisor, Assessor/Moderator, Safety Consultant, Safety Advisor, Safety Officer** and **Liaison Officer** from Zero Harm, SHRA Training & Services (Health & Safety), Road Crete, Balwin Property Development, DEME International, Gladstone Australia, Godavari Gas Pipeline and New Castle NCIG.

Accommodation

Accommodation is not included in the course fees. However, any accommodation required can be arranged at the time of booking.

Course Fee

US\$ 6,000 per Delegate + **VAT**. This rate includes Participants Pack (Folder, Manual, Hand-outs, etc.), buffet lunch, coffee/tea on arrival, morning & afternoon of each day.

Course Program

The following program is planned for this course. However, the course instructor(s) may modify this program before or during the course for technical reasons with no prior notice to participants. Nevertheless, the course objectives will always be met:

Day 1: Sunday, 03rd of November 2024

0730 – 0800	Registration & Coffee
0800 – 0815	Welcome & Introduction
0815 – 0830	PRE-TEST
0830 – 0930	Crane Safety Management System Crane Incident Statistics • Human Resources • Proper Equipment • Documented Procedures • Measurement • Assessment • Management of Change • Safety Assessment Questionnaire
0930 – 0945	Break
0945 – 1100	Personnel Responsibilities • Training • Operator Certification
1100 – 1230	Crane Selection Lift Parameters • Load Charts • Inspection • Crane Certification • Maintenance • Operator Aids
1230 – 1245	Break
1245 – 1420	Operational Procedures & Practices Prequalification Process • Lift Planning Process (Job Safety Analysis) • Lift Assessment Process • Daily Crane Operation Log • Lift Evaluation Form • Critical Lift Plan • Permits • Special Cases
1420 – 1430	Recap
1430	Lunch & End of Day One

Day 2: Monday, 04th of November 2024

0730 – 0930	Crane Inspection & Operations Crane Signals • Operational Aids • Crane Identification • Crane Types • Hoisting Systems • Site Preparation • Ground Condition
0930 – 0945	Break
0945 – 1100	Crane Inspection & Operations (cont'd) Bearing Surface • Outrigger Blocking • Bearing Mats • Set-Up & Assembly • Boom Assembly • Boom Dismantling • Boom Inspection & Repair
1100 – 1230	Crane Inspection & Operations (cont'd) Crane Gantry • Crane Jibs • Wire Rope Factors • Reeving Load Blocks • Out-of-Level Cranes • Crane Stability • Tripping Axis
1230 – 1245	Break
1245 – 1420	Crane Inspection & Operations (cont'd) Crane Stability Factors • Outriggers Positions • Load Indicators • Load Shape Factors • Crane Structural Failure • Quadrants of Operation • Barricading swing Area
1420 – 1430	Recap
1430	Lunch & End of Day Two

Day 3

0730 – 0900	Crane Inspection & Operations (cont'd) Actual & Effective Loads • Load on Boom • Load on Jib • Net & Gross Load • Static & Dynamic Load • Load Charts • Load Charts/Load Indicators
0900 - 0915	Break
0915 – 1100	Crane Inspection & Operations (cont'd) Load Chart Information • Load Chart Strength & Stability • Interpreting Load Chart • Chart Values (Radius) • Chart Values (Boom Length) • Chart Values (Boom Angle) • Load Chart/Range Diagram
1100 – 1230	Crane Inspection & Operations (cont'd) Load Chart/Hoist Lines • Load Chart/Boom Capacity • Load Chart/Jib Capacity • Load Chart Points • Load Chart Examples • Tandem Crane Lifts • Tandem Lift Plan
1230 – 1245	Break
1245 – 1420	Crane Inspection & Operations (cont'd) Tailing Cranes • Unequal Crane Loads • Conditions Affecting Capacity • Off-Level • Side-Loading • Rapid Swing • Radius Increase
1420 – 1430	Recap
1430	Lunch & End of Day Three

Day 4


0730 – 0900	Crane Inspection & Operations (cont'd) Wind Effect • Impact loading • Duty Cycle • Traveling with Load • Telescoping Booms • Boom Contact Hazard
0900 – 0915	Break
0915 – 1100	Crane Inspection & Operations (cont'd) Anti Two-Block • Electrical Clearances • Crane Log Books • Crane Inspection • Crane Manual/Records • Crane Maintenance
1100 – 1230	Crane Inspection & Operations (cont'd) Crane Cab Controls • Crane Operation • Crane Safety Features • Crane Breaks • Operator Safety Points • Operational Aids
1230 – 1245	Break
1245 – 1420	Performance Monitoring Tools Hazard Awareness Checklist • Crane Inspection Checklist • Daily Inspection Checklist • Crane Movement Checklist • Pick & Carry Operations Checklist • Shutdown & Security Checklist • Crane suspended Personnel Baskets Checklist • Lift Planning Checklist • Crane Set-up Checklist • Crane Load Charts Checklist • Load and Site Factors Checklist • Crane Selection Checklist • OSHA Inspection Items
1420 – 1430	Recap
1430	Lunch & End of Day Four

Day 5

0730 – 0900	Practical Sessions
0900 – 0915	Break
0915 – 1045	Practical Sessions (cont'd)
1045 – 1200	Practical Sessions (cont'd)
1200 – 1215	Break
1215 – 1300	Practical Sessions (cont'd)
1300 – 1315	Course Conclusion
1315 – 1415	COMPETENCY EXAM (Theory & Practical)
1415 – 1430	Presentation of Course Certificates
1430	Lunch & End of Course

Practical Sessions/Site Visit

Site visit will be organized during the course for delegates to practice the theory learnt:-



Course Coordinator

Mari Nakintu, Tel: +971 2 30 91 714, Email: mari1@haward.org