



COURSE OVERVIEW ME0397

Practical Pump & Valve Technology

Selection, Operation, Control, Maintenance & Troubleshooting

Course Title

Practical Pump & Valve Technology: *Selection, Operation, Control, Maintenance & Troubleshooting*

Course Date/Venue

Session 1: February 04-08, 2024/Oryx Meeting Room, Doubletree By Hilton Doha-Al Sadd, Doha, Qatar

Session 2: March 03-07, 2024/The Mouna Meeting Room, The H Dubai Hotel, Sheikh Zayed Rd - Trade Centre, Dubai, UAE



Course Reference

ME0397



Course Duration/Credits


Five days/3.0 CEUs/3.0 PDHs

Course Description



This practical and highly-interactive course includes various practical sessions and exercises. Theory learnt will be applied using our state-of-the-art simulators.

The aim of this course is to provide delegates with a detailed and up-to-date overview of the operating performance of valves and pumps commonly employed in process plant and the manner in which they are chosen to provide the optimum configuration.



This course will concentrate on the fundamental aspects and operating principles and practice of pumps and control valves and will address the operating problems which are often experienced by plant personnel. This course will deliver this important engineering discipline whilst reducing to the absolute minimum the level of mathematics required.



On completion of this course, participants will be able to acquire the practical engineering knowledge to enable them not only to choose the correct device or combination of devices for a particular application but also to be in a position to resolve common operating problems associated with this topic. In addition, this course addresses the importance of safety in the selection and operation of these devices.



Course Objectives

Upon the successful completion of this course, each participant will be able to:-

- Select, operate, control, maintain and troubleshoot pumps and valves used in process industry
- Solve operating problems of pumps and valves which are often experienced by plant personnel
- Apply practical engineering knowledge that is essential not only to choose the correct device or combination of devices for a particular application but also to troubleshoot such devices correctly
- Recognize design issues and installation guidance for optimum performance of pumps and valves
- Employ proper techniques in operation and maintenance of pump and valves
- Implement proven control strategies for optimum pump and valve performance including analogue and digital controls signals

Exclusive Smart Training Kit - H-STK®



Participants of this course will receive the exclusive “Howard Smart Training Kit” (H-STK®). The H-STK® consists of a comprehensive set of technical content which includes **electronic version** of the course materials conveniently saved in a **Tablet PC**.

Who Should Attend

This course provides an overview of all significant aspects and considerations of pump and valve for project engineers, process engineers and plant engineers in the oil, chemical and other process industries, who require a wider and deeper appreciation of the operating characteristics and the procedure required for the selection of pumps and valves. No prior knowledge of the topic is required.

Training Methodology

All our Courses are including **Hands-on Practical Sessions** using equipment, State-of-the-Art Simulators, Drawings, Case Studies, Videos and Exercises. The courses include the following training methodologies as a percentage of the total tuition hours:-

- 30% Lectures
- 20% Practical Workshops & Work Presentations
- 30% Hands-on Practical Exercises & Case Studies
- 20% Simulators (Hardware & Software) & Videos


In an unlikely event, the course instructor may modify the above training methodology before or during the course for technical reasons.

Course Certificate(s)

Internationally recognized certificates will be issued to all participants of the course who completed a minimum of 80% of the total tuition hours.

Certificate Accreditations


Certificates are accredited by the following international accreditation organizations:-

- 
USA International Association for Continuing Education and Training (IACET)

Haward Technology is an Authorized Training Provider by the International Association for Continuing Education and Training (IACET), 2201 Cooperative Way, Suite 600, Herndon, VA 20171, USA. In obtaining this authority, Haward Technology has demonstrated that it complies with the **ANSI/IACET 1-2018 Standard** which is widely recognized as the standard of good practice internationally. As a result of our Authorized Provider membership status, Haward Technology is authorized to offer IACET CEUs for its programs that qualify under the **ANSI/IACET 1-2018 Standard**.

Haward Technology's courses meet the professional certification and continuing education requirements for participants seeking **Continuing Education Units (CEUs)** in accordance with the rules & regulations of the International Association for Continuing Education & Training (IACET). IACET is an international authority that evaluates programs according to strict, research-based criteria and guidelines. The CEU is an internationally accepted uniform unit of measurement in qualified courses of continuing education.

Haward Technology Middle East will award **3.0 CEUs** (Continuing Education Units) or **30 PDHs** (Professional Development Hours) for participants who completed the total tuition hours of this program. One CEU is equivalent to ten Professional Development Hours (PDHs) or ten contact hours of the participation in and completion of Haward Technology programs. A permanent record of a participant's involvement and awarding of CEU will be maintained by Haward Technology. Haward Technology will provide a copy of the participant's CEU and PDH Transcript of Records upon request.

- 
British Accreditation Council (BAC)

Haward Technology is accredited by the **British Accreditation Council for Independent Further and Higher Education** as an **International Centre**. BAC is the British accrediting body responsible for setting standards within independent further and higher education sector in the UK and overseas. As a BAC-accredited international centre, Haward Technology meets all of the international higher education criteria and standards set by BAC.

Accommodation

Accommodation is not included in the course fees. However, any accommodation required can be arranged at the time of booking.

Course Instructor(s)

This course will be conducted by the following instructor(s). However, we have the right to change the course instructor(s) prior to the course date and inform participants accordingly:



Mr. Manuel Dalas MSc, BSc, is a **Senior Mechanical & Maintenance Engineer** with over **20 years** of industrial experience in **Oil, Gas, Refinery, Petrochemical, Power** and **Nuclear** industries. His wide expertise includes **Material Cataloguing, Maintenance Planning & Scheduling, Reliability Centered Maintenance (RCM), Reliability Maintenance, Condition Based Maintenance & Condition Monitoring, Asset & Risk Management, Vibration Condition Monitoring & Diagnostics** of Machines, **Vibration & Predictive Maintenance, Reliability Improvement & Vibration Analysis** for Rotating

Machinery, **Effective Maintenance Shutdown & Turnaround Management, Engineering Codes & Standards, Rotating Equipment Maintenance, Mechanical Troubleshooting, Static Mechanical Equipment Maintenance, Machinery Failure Analysis, Machinery Diagnostics & Root Cause Failure Analysis, Plant Reliability & Maintenance Strategies, Boiler Operation & Water Treatment, Pumps Maintenance & Troubleshooting, Fans, Blowers & Compressors, Process Control Valves, Piping Systems & Process Equipment, Gas Turbines & Compressors Troubleshooting, Advanced Valve Technology, Pressure Vessel Design & Analysis, Steam & Gas Turbine, High Pressure Boiler Operation, FRP Pipe Maintenance & Repair, Centrifugal & Positive Displacement Pump Technology Troubleshooting & Maintenance, Rotating Machinery Best Practices, PD Compressor & Gas Engine Operation & Troubleshooting, Hydraulic Tools & Fitting, Mass & Material Balance, Water Distribution & Pump Station, Tank Farm & Tank Terminal Safety & Integrity Management, Process Piping Design, Construction & Mechanical Integrity, Stack & Noise Monitoring, HVAC & Refrigeration Systems, BPV Code, Section VIII, Division 2, Facility Planning & Energy Management, Hoist - Remote & Basic Rigging & Slings, Mobile Equipment Operation & Inspection, Heat Exchanger, Safety Relief Valve, PRV & POPRV/PORV, Bearing & Lubrication, Voith Coupling Overhaul, Pump & Valve Technology, Lubrication Inspection, Process Plant Optimization, Rehabilitation, Revamping & Debottlenecking, Engineering Problem Solving and Process Plant Performance & Efficiency. Currently, he is the **Technical Consultant** of the **Association of Local Authorities of Greater Thessaloniki** where he is in charge of the mechanical engineering services for piping, pressure vessels fabrications and ironwork.**

During his career life, Mr. Dalas has gained his practical and field experience through his various significant positions and dedication as the **Technical Manager, Project Engineer, Safety Engineer, Deputy Officer, Instructor, Construction Manager, Construction Engineer, Consultant Engineer** and **Mechanical Engineer** for numerous multi-billion companies including the **Biological Recycling Unit** and the **Department of Supplies of Greece, Alpha Bank Group, EMKE S.A, ASTE LLC** and **Polytechnic College of Evosmos**.

Mr. Dalas has a **Master's** degree in **Energy System** from the **International Hellenic University, School of Science & Technology** and a **Bachelor** degree in **Mechanical Engineering** from the **Mechanical Engineering Technical University of Greece** along with a **Diploma in Management & Production Engineering** from the **Technical University of Crete**. Further, he is a **Certified Internal Verifier/Assessor/Trainer** by the **Institute of Leadership and Management (ILM)**, a **Certified Project Manager Professional (PMI-PMP)**, a **Certified Instructor/Trainer**, a **Certified Energy Auditor for Buildings, Heating & Climate Systems**, a **Member** of the **Hellenic Valuation Institute** and the **Association of Greek Valuers** and a **Licensed Expert Valuer Consultant** of the **Ministry of Development and Competitiveness**. He has further delivered numerous trainings, courses, seminars, conferences and workshops internationally.

Course Fee

Doha	US\$ 6,000 per Delegate. This rate includes Participants Pack (Folder, Manual, Hand-outs, etc.), buffet lunch, coffee/tea on arrival, morning & afternoon of each day.
Dubai	US\$ 5,500 per Delegate + VAT . This rate includes H-STK® (Haward Smart Training Kit), buffet lunch, coffee/tea on arrival, morning & afternoon of each day.

Course Program

The following program is planned for this course. However, the course instructor(s) may modify this program before or during the course for technical reasons with no prior notice to participants. Nevertheless, the course objectives will always be met:

Day 1

0730 – 0800	<i>Registration & Coffee</i>
0800 – 0815	<i>Welcome & Introduction</i>
0815 – 0830	PRE-TEST
0830 – 0930	Introduction to Pumps and Valves <i>Highlighted Problem Areas</i>
0930 – 0945	<i>Break</i>
0945 – 1100	General Description of Centrifugal Pumps and Turbines
1100 – 1215	Centrifugal Pumps <i>Torque, Head and Flow Calculations</i>
1215 – 1230	<i>Break</i>
1230 – 1330	Axial Flow Pumps <i>Torque and Power Calculations</i>
1330 – 1400	Video: Basic Pump Types and Technologies
1400 – 1420	Discussion
1420 – 1430	Recap
1430	<i>Lunch & End of Day One</i>

Day 2

0730 – 0830	Pump Performance Curves <i>Centrifugal Multistage Pump • Mixed-Flow Machines • Effect of Impeller Speed and Diameter on Performance</i>
0830 – 0930	Pump Specific Speed and Specific Radius
0930 – 0945	<i>Break</i>
0945 – 1100	Centrifugal Pumps Basics <i>Types of Centrifugal Pumps • Self-Priming Pumps • Specific Speeds • Suction Specific Speed • Optimum Efficiency Point</i>
1100 – 1215	Centrifugal Pump Design Issues <i>Balancing Disc • Impeller NPSHR • Impeller Centre-Rib • Mechanical Seals • Velocity Head • Affinity Laws • Suction Lift • Re-Rate/Retrofit • Head-Rise • Radial/Horizontal Split Case</i>
1215 – 1230	<i>Break</i>



1230 – 1400	Centrifugal Pump Installation Guidance for Optimum Performance Foundation Problems • Soft Foot • Suction Pipe • Suction Strainer
1400 – 1420	Video: Fundamentals of Pump Performance
1420 – 1430	Recap Using this Course Overview, the Instructor(s) will Brief Participants about the Topics that were Discussed Today and Advise Them of the Topics to be Discussed Tomorrow
1430	Lunch & End of Day Two

Day 3

0730 – 0930	Optimum Centrifugal Pump Operation Start-up • Minimum Flow • Maximum Pump RPM • Motor Current/Specific Gravity • Entrained Gas • Operation at Shut Off • Temperature-Rise • Thermal Shock
0930 – 0945	Break
0945 – 1100	Centrifugal Pump Maintenance Case Gasket • Checking For Wear Clearance • Oil Change • Pump Storage • Bearing Failures • Bearing Housing Oil Leakage • Cavitation Noise and Damage • Pump Vibration • Cracked Volute Tongues
1100 – 1215	Centrifugal Pump Re-Rate/Retrofit Impeller Cut • NPSH • De-Staging • Electric Motor Sizing • Effect of Viscosity Changes on Optimum Performance
1215 – 1230	Break
1230 – 1300	Video: Pump Hydraulic Loads, Critical Speed and Torque
1300 – 1330	Video: Bearings, Seals and Couplings
1330 – 1420	Discussion Forum
1420 – 1430	Recap Using this Course Overview, the Instructor(s) will Brief Participants about the Topics that were Discussed Today and Advise Them of the Topics to be Discussed Tomorrow
1430	Lunch & End of Day Three

Day 4

0730 – 0830	Principles of Control Valve Technology [1] Types of Control Valves, e.g. Globe, Butterfly, Ball and Cage Valves etc. • Control Valve Flow Characteristics • Noise and Cavitation in Control Valves
0830 – 0930	Principles of Control Valve Technology [2] Actuators and Positioners • Valve Testing • Transmitters for Each of the Process Variables • Smart Transmitters • Control Loop Testing
0930 – 0945	Break
0945 – 1100	Valve Control Loops The 3-15 psi and 4 - 20 MA Control Loops • Digital Transmission and the Control Room
1100 – 1215	Control Strategies for Optimum Valve Performance Manual Control • Feedback Control • Feed Forward Control • Simple On-Off Control





1215 – 1230	Break
1230 – 1330	Other Control Strategies Proportional, Integral and Derivative Control-Valve Systems
1330 – 1420	Analogue and Digital Control Signals Direct Digital Control, Analogue/Digital Conversion, Digital/Analogue Conversion
1420 – 1430	Recap Using this Course Overview, the Instructor(s) will Brief Participants about the Topics that were Discussed Today and Advise Them of the Topics to be Discussed Tomorrow
1430	Lunch & End of Day Four

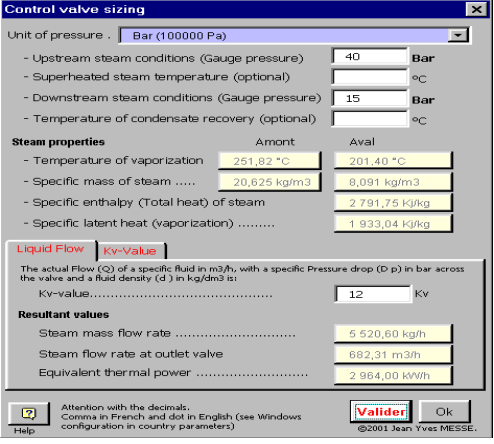
Day 5

0730 – 0930	Valve Safety Issues Cleanliness, Fault-Finding Instrumentation, Preventive Maintenance
0930 – 0945	Break
0945 – 1215	Centrifugal Pump Troubleshooting Bearing Failures • Bearing Housing Oil Leakage • Cavitation Noise and Damage • Impeller Cavitation/Erosion • Vibration • Cracked Volute Tongues • Net Positive Suction Head
1215 – 1230	Break
1230 – 1300	Video: Special Pump Topics
1300 – 1345	Discussion Forum
1345 – 1400	Course Conclusion
1400 – 1415	POST-TEST
1415 – 1430	Presentation of Course Certificates
1430	Lunch & End of Course



Simulators (Hands-on Practical Sessions)

Practical sessions will be organized during the course for delegates to practice the theory learnt. Delegates will be provided with an opportunity to carryout various exercises using our state-of-the-art “Valve Sizing Software”, “Valve Software 3.0”, “Valvestar 7.2 Software”, “PRV²SIZE Software” and “Centrifugal Pumps and Troubleshooting Guide 3.0” simulators.



Control valve sizing

Unit of pressure : Bar (100000 Pa)

- Upstream steam conditions (Gauge pressure) : 40 Bar

- Superheated steam temperature (optional) : °C

- Downstream steam conditions (Gauge pressure) : 15 Bar

- Temperature of condensate recovery (optional) : °C

Steam properties

Amount	Aval
- Temperature of vaporization	251,82 °C / 201,40 °C
- Specific mass of steam	20,625 kg/m ³ / 8,081 kg/m ³
- Specific enthalpy (Total heat) of steam	2 791,75 KJ/kg
- Specific latent heat (vaporization)	1 933,04 KJ/kg

Liquid Flow Ky-Value

The actual flow (Q) of a specific fluid in m³/h, with a specific Pressure drop (D p) in bar across the valve and a fluid density (d) in kg/dm³ is:

Ky-value : 12 Kv

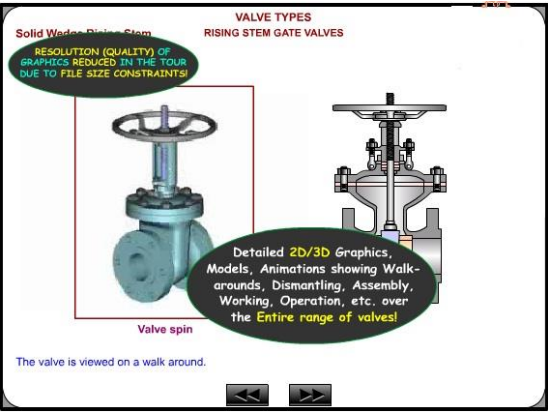
Resultant values

Steam mass flow rate	5 520,60 kg/h
Steam flow rate at outlet valve	682,31 m ³ /h
Equivalent thermal power	2 964,00 kW/h

Attention with the decimal, Comma in French and dot in English (see Windows configuration in country parameters)

Validier Ok

©2001 Jean Yves MESSE.



VALVE TYPES
RISING STEM GATE VALVES

Solid Water Rising Stem

RESOLUTION (QUALITY) OF GRAPHICS REDUCED IN THE TOUR DUE TO FILE SIZE CONSTRAINTS!

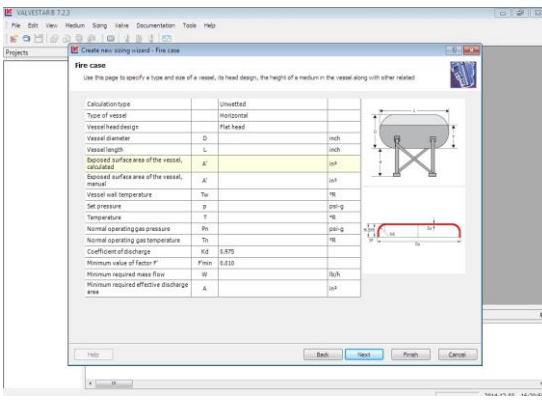
Detailed 2D/3D Graphics, Models, Animations showing Walk-arounds, Dismantling, Assembly, Working, Operation, etc, over the Entire range of valves!

Valve spin

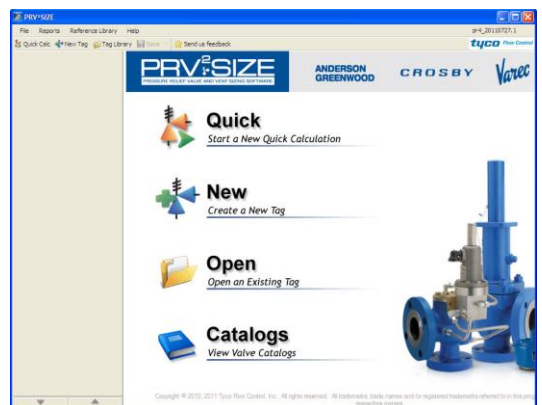
The valve is viewed on a walk around.

Valve Sizing Software

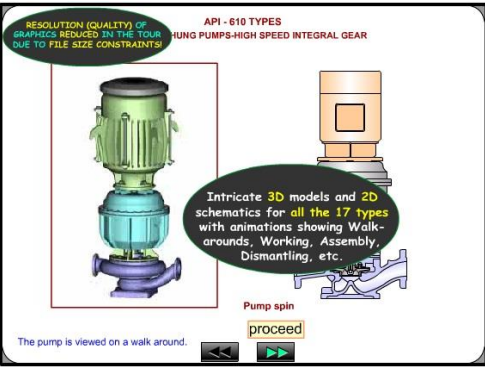
Valve Software 3.0



Valvestar 7.2 Software



PRV²SIZE Software



Centrifugal Pumps and Troubleshooting Guide 3.0

Course Coordinator

Jaryl Castillo, Tel: +974 4423 1327, Email: jaryl@haward.org